

Supercar




SC - 14

Result of Q 4

Pos.	No.	Driver Competitor/Entrant	Nat./Car	Total Tm Laps/Jok/Race	Gap Penalty	Lap0	Lap1 S1 S2	Lap2 S1 S2	Lap3 S1 S2	Lap4 S1 S2	Pts.
1	1	Petter SOLBERG Petter Solberg World RX Team	NOR Citroën DS3	3:20.947 4 / 1 R3	-	0:08.271	0:48.115 25.3 22.7	0:47.223 24.6 22.6	0:47.611 24.8 22.7	0:49.727 27.1 22.6	50
2	43	Ken BLOCK Hoonigan Racing Division	USA Ford Focus RS	3:22.040 4 / 1 R2	0:01.093 -	0:08.457	0:47.962 25.0 22.9	0:47.247 24.5 22.7	0:47.926 24.7 23.1	0:50.448 27.2 23.1	45
3	5	Mattias EKSTRÖM EKS	SWE Audi S1	3:22.869 4 / 1 R4	0:01.922 -	0:08.343	0:51.545 28.5 22.9	0:47.492 24.5 22.9	0:47.695 24.5 23.0	0:47.794 24.6 23.1	42
4	7	Timur TIMERZYANOV World RX Team Austria	RUS Ford Fiesta	3:23.235 4 / 1 R3	0:02.288 -	0:08.423	0:48.673 25.4 23.2	0:47.917 24.6 23.2	0:47.703 24.6 23.0	0:50.519 27.2 23.2	40
5	21	Timmy HANSEN Team Peugeot-Hansen	SWE Peugeot 208	3:23.743 4 / 1 R3	0:02.796 -	0:08.434	0:49.018 25.9 23.1	0:47.904 24.8 23.0	0:50.483 27.4 22.9	0:47.904 24.6 23.3	39
6	3	Johan KRISTOFFERSSON Volkswagen RX Sweden	SWE Volkswagen Polo	3:24.012 4 / 1 R4	0:03.065 -	0:08.396	0:48.865 25.8 23.0	0:47.844 24.7 23.1	0:47.720 24.6 23.0	0:51.187 27.8 23.3	38
7	68	Niclas GRÖNHOLM OlsbergsMSE	FIN Ford Fiesta ST	3:24.921 4 / 1 R2	0:03.974 -	0:08.472	0:51.751 28.5 23.1	0:48.013 24.8 23.1	0:48.153 24.9 23.1	0:48.532 24.9 23.5	37
8	92	Anton MARKLUND Volkswagen RX Sweden	SWE Volkswagen Polo	3:25.228 4 / 1 R3	0:04.281 -	0:08.369	0:50.253 26.8 23.3	0:50.791 27.4 23.3	0:47.886 24.7 23.1	0:47.929 24.8 23.0	36
9	6	Janis BAUMANIS World RX Team Austria	LVA Ford Fiesta	3:25.489 4 / 1 R1	0:04.542 -	0:08.447	0:49.577 26.3 23.2	0:51.010 27.4 23.5	0:48.182 24.9 23.2	0:48.273 25.1 23.1	35
10	13	Andreas BAKKERUD Hoonigan Racing Division	NOR Ford Focus RS	3:25.500 4 / 1 R4	0:04.553 -	0:08.486	0:47.636 25.1 22.4	0:47.540 24.4 23.0	0:48.872 24.7 24.1	0:52.966 29.0 23.8	34
11	15	Reinis NITISS ALL-INKL.COM Muennich Motorsport	LVA Seat Ibiza	3:26.509 4 / 1 R2	0:05.562 -	0:08.553	0:49.091 25.7 23.3	0:48.458 24.9 23.5	0:48.740 25.1 23.5	0:51.667 27.8 23.8	33
12	9	Sébastien LOEB Team Peugeot-Hansen	FRA Peugeot 208	3:27.847 4 / 1 R4	0:06.900 -	0:08.395	0:49.701 26.3 23.3	0:47.710 24.6 23.0	0:47.494 24.5 22.9	0:54.547 27.6 26.8	32
13	96	Kevin ERIKSSON OlsbergsMSE	SWE Ford Fiesta ST	3:28.965 4 / 1 R1	0:08.018 -	0:08.483	0:48.645 25.2 23.4	0:48.886 24.9 23.9	0:53.648 28.6 25.0	0:49.303 25.4 23.8	31
14	77	René MÜNNICH ALL-INKL.COM Muennich Motorsport	DEU Seat Ibiza	3:29.842 4 / 1 R1	0:08.895 -	0:08.748	0:52.928 28.9 23.9	0:49.291 25.5 23.7	0:49.108 25.1 23.9	0:49.767 25.8 23.9	30
15	57	Toomas HEIKKINEN EKS	FIN Audi S1	3:31.178 4 / 1 R4	0:10.231 -	0:08.412	0:52.469 29.1 23.2	0:47.813 24.5 23.2	0:47.731 24.6 23.1	0:54.753 24.8 29.9	29
16	4	Robin LARSSON Robin Larsson	SWE Audi A1	3:36.349 4 / 1 R3	0:15.402 -	0:08.583	0:53.085 29.2 23.8	0:48.296 25.0 23.2	0:49.291 24.9 24.3	0:57.094 25.2 31.8	28

These results are provisional until the conclusion of any judicial and technical inquiries.

Trois-Rivières (1370m/1455m)

Published at...	Clerk of the Course Alain O'BOMSAWIN 	Timekeeper Péter MAJOSHÁZI 	
-----------------	---	---	---

Printed: 8/7/2016 12:07:27 PM

Page 1 of 1