

Supercar

SC - 11




Result of Q 3

Pos.	No.	Driver Competitor/Entrant	Nat./Car	Total Tm Laps/Jok/Race	Gap Penalty	Lap0	Lap1 S1   S2	Lap2 S1   S2	Lap3 S1   S2	Lap4 S1   S2	Pts.
1	3	Johan KRISTOFFERSSON Volkswagen RX Sweden	SWE Volkswagen Polo	3:21.601 4 / 1 R3	-	0:08.348	0:47.913 25.0   22.8	0:47.652 24.8   22.8	0:47.496 24.5   22.8	0:50.192 27.0   23.1	50
2	9	Sébastien LOEB Team Peugeot-Hansen	FRA Peugeot 208	3:21.809 4 / 1 R4	0:00.208 -	0:08.416	0:48.021 25.1   22.8	0:47.361 24.5   22.8	0:47.589 24.4   23.1	0:50.422 27.3   23.1	45
3	5	Mattias EKSTRÖM EKS	SWE Audi S1	3:22.325 4 / 1 R4	0:00.724 -	0:08.347	0:48.610 25.6   22.9	0:50.047 27.3   22.7	0:47.520 24.7   22.7	0:47.801 24.9   22.8	42
4	57	Toomas HEIKKINEN EKS	FIN Audi S1	3:22.804 4 / 1 R3	0:01.203 -	0:08.368	0:48.395 25.4   22.9	0:50.596 27.5   23.0	0:47.872 24.7   23.1	0:47.573 24.6   22.9	40
5	13	Andreas BAKKERUD Hoonigan Racing Division	NOR Ford Focus RS	3:23.017 4 / 1 R4	0:01.416 -	0:08.494	0:51.709 28.6   23.1	0:47.628 24.7   22.8	0:47.542 24.6   22.8	0:47.644 24.5   23.0	39
6	21	Timmy HANSEN Team Peugeot-Hansen	SWE Peugeot 208	3:23.481 4 / 1 R1	0:01.880 -	0:08.357	0:48.392 25.0   23.3	0:47.799 24.7   23.0	0:47.726 24.6   23.0	0:51.207 28.1   23.1	38
7	7	Timur TIMERZYANOV World RX Team Austria	RUS Ford Fiesta	3:23.863 4 / 1 R4	0:02.262 -	0:08.521	0:49.486 26.4   23.0	0:47.989 24.7   23.2	0:47.141 24.3   22.8	0:50.726 27.4   23.2	37
8	1	Petter SOLBERG Petter Solberg World RX Team	NOR Citroën DS3	3:24.529 4 / 1 R4	0:02.928 -	0:08.271	0:52.385 29.2   23.1	0:47.603 24.8   22.7	0:47.574 24.5   23.0	0:48.696 25.0   23.6	36
9	6	Janis BAUMANIS World RX Team Austria	LVA Ford Fiesta	3:24.909 4 / 1 R2	0:03.308 -	0:08.438	0:48.209 25.0   23.1	0:48.344 25.1   23.1	0:48.148 24.9   23.1	0:51.770 28.2   23.5	35
10	92	Anton MARKLUND Volkswagen RX Sweden	SWE Volkswagen Polo	3:25.356 4 / 1 R3	0:03.755 -	0:08.363	0:52.805 29.3   23.4	0:47.998 24.7   23.2	0:48.109 24.7   23.3	0:48.081 24.8   23.1	34
11	4	Robin LARSSON Robin Larsson	SWE Audi A1	3:26.104 4 / 1 R3	0:04.503 -	0:08.385	0:50.198 26.4   23.7	0:48.120 24.9   23.2	0:51.016 27.8   23.1	0:48.385 24.9   23.3	33
12	43	Ken BLOCK Hoonigan Racing Division	USA Ford Focus RS	3:26.249 4 / 1 R2	0:04.648 -	0:08.415	0:48.552 25.5   23.0	0:52.409 28.9   23.4	0:48.446 25.1   23.2	0:48.427 25.1   23.2	32
13	68	Niclas GRÖNHOLM OlsbergsMSE	FIN Ford Fiesta ST	3:26.462 4 / 1 R3	0:04.861 -	0:08.575	0:52.836 29.5   23.3	0:48.411 24.8   23.5	0:48.296 25.0   23.2	0:48.344 24.9   23.3	31
14	15	Reinis NITISS ALL-INKL.COM Muennich Motorsport	LVA Seat Ibiza	3:28.175 4 / 1 R1	0:06.574 -	0:08.584	0:49.345 25.7   23.6	0:48.797 25.2   23.5	0:52.448 28.5   23.8	0:49.001 25.2   23.7	30
15	77	René MÜNNICH ALL-INKL.COM Muennich Motorsport	DEU Seat Ibiza	3:29.994 4 / 1 R1	0:08.393 -	0:08.569	0:53.670 29.7   23.9	0:49.396 25.5   23.8	0:49.116 25.4   23.6	0:49.243 25.5   23.7	29
DNF	96	Kevin ERIKSSON OlsbergsMSE	SWE Ford Fiesta ST	- 3 / 1 R2	+1 LAP -	0:08.565	0:51.982 28.5   23.4	0:47.979 24.8   23.1	0:47.811 24.6   23.1		27

Contact #6 and #96 / Contac #7 and #1 under investigation

These results are provisional until the conclusion of any judicial and technical inquiries.

Trois-Rivières (1370m/1455m)

Published at...	Clerk of the Course Alain O'BOMSAWIN 	Timekeeper Péter MAJOSHÁZI 	
-----------------	---	---	---

Printed: 8/7/2016 10:08:23 AM

Page 1 of 1